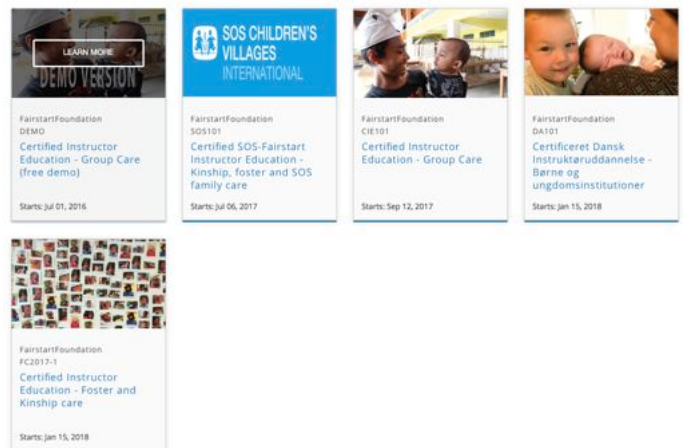


How to register for Fairstart's instructor educations

Step 1:

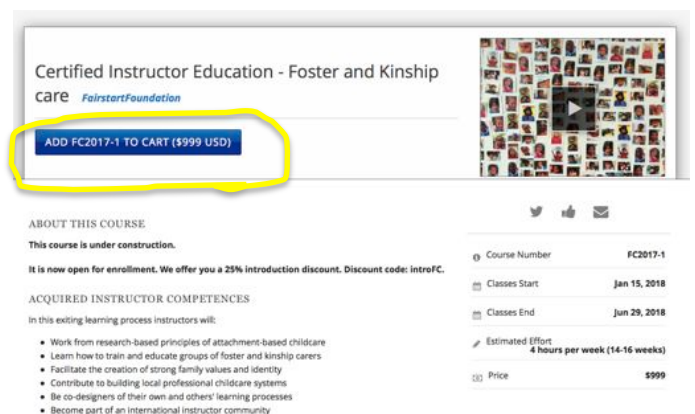
Go to www.fairstartinstructor.com

Choose a course



Step 2:

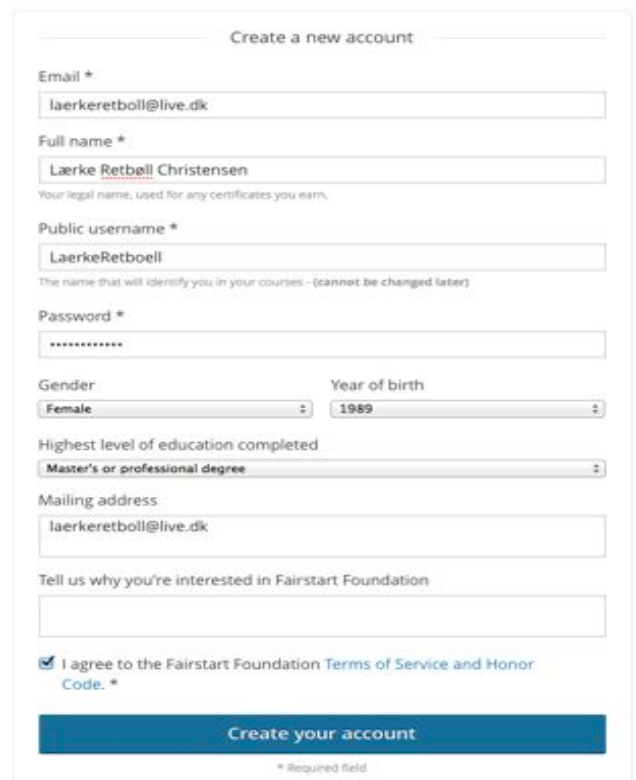
Click on the blue button saying
"ADD XXXXX TO CART (\$999 USD)"



Step 3:

Follow the instructions to
create a free account.

Choose your own password



Create a new account

Email *
laerkeretboll@live.dk

Full name *
Lærke Retbøll Christensen
Your legal name, used for any certificates you earn.

Public username *
LærkeRetboell
The name that will identify you in your courses - (cannot be changed later)

Password *

Gender: Female Year of birth: 1989

Highest level of education completed: Master's or professional degree

Mailing address: laerkeretboll@live.dk

Tell us why you're interested in Fairstart Foundation

I agree to the Fairstart Foundation Terms of Service and Honor Code. *

Create your account

* Required field

Step 4:

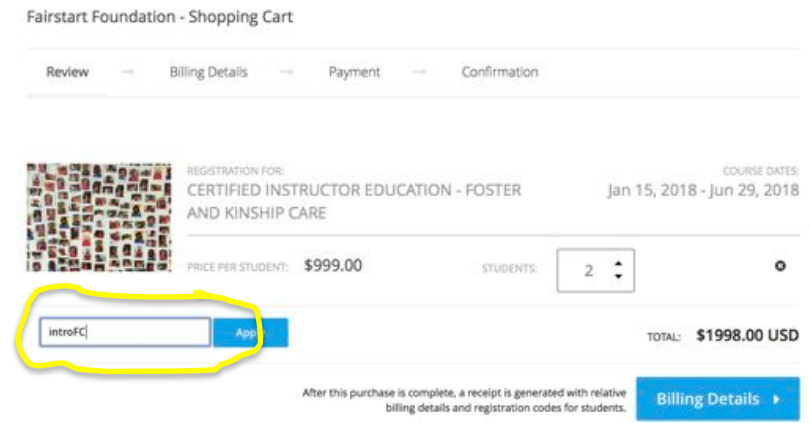
Find this email in your inbox
Check your spam folder if not
in your inbox.
Follow the instructions to
activate your account.

Activate Your Fairstart Foundation Account



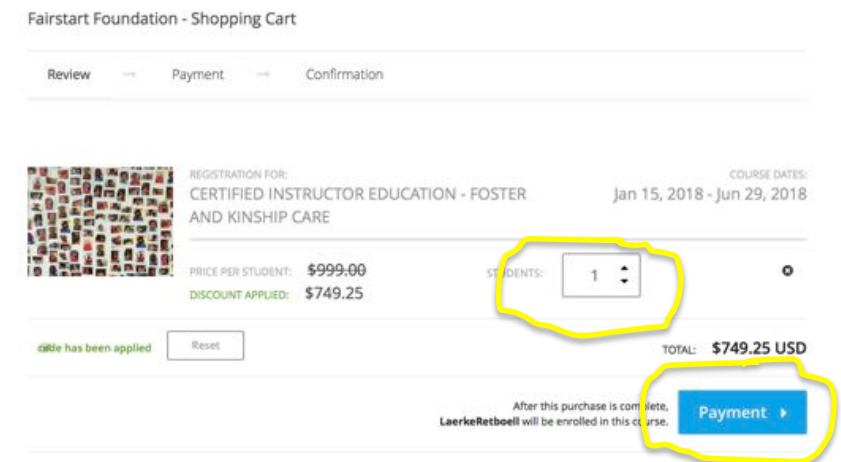
Step 5:

Sign in and go to your shopping
cart.
Type in the discount code and
click "Apply".



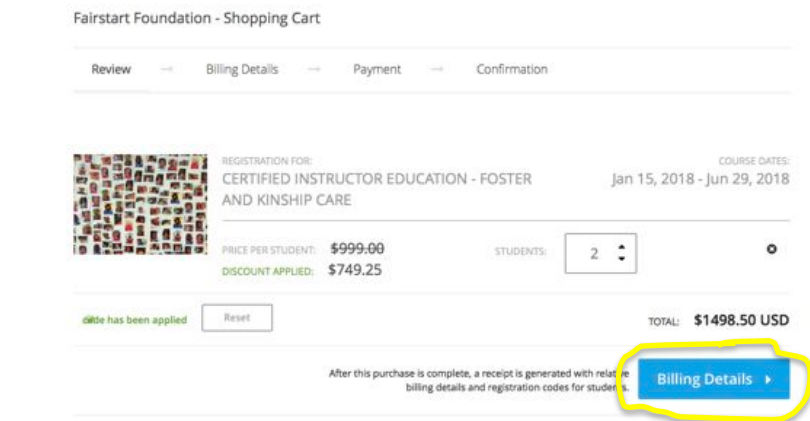
Step 6:

Choose number of students you
want to enroll.
If you only purchase one student
seat, click "Payment"



Step 7.1:

If you buy more than one student
seat, click "Billing Details"



Step 7.2:

Fill in additional details.

If no additional billing details are populated the payment confirmation will be sent to the user making the purchase.

Step 8:

You can pay with your paypal account or with debit or credit card.

Fairstart Foundation

Step 9:

When you have completed the purchase you will automatically enroll in the selected course.

If you have purchased more than 1 seat, you receive the enrollment codes on email. Each instructor student must then create an account and use one of your enrollment codes to register in the course.